



# Queue-Safe

CREATING A BETTER WAITING ENVIRONMENT

## **Giant Umbrellas and other Alfresco Solutions**

[www.queue-safe.co.uk](http://www.queue-safe.co.uk)



# Giant Umbrellas





# Giant Umbrellas



The **Great British weather** may be a national obsession ... **but it's no good for trade!**

Now here's a **solution** - Giant Umbrellas with optional heating, lighting, fibre optics, speakers and graphics for year-round custom. Our unique umbrella system gives you a low cost way to expand trade and achieve a higher profile.

We are the pioneers of integrated Umbrella heating systems and offer full technical back-up and a two year guarantee. Take advantage of a huge range of standard shapes and sizes with optional valances, gutters and side sheets to create an installation unique to you.

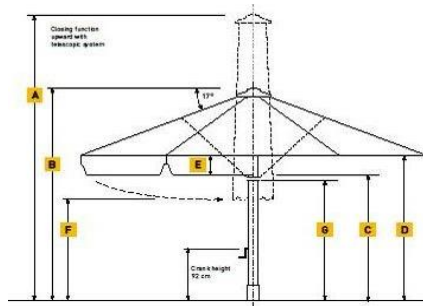
Personalised branding is also an option.



We have a very large selection of sizes, up to 7m Square, 10m in Diameter or 9m x 7m Rectangular.

## HEAT-EASY System

This optional heating system does not need to be removed when closing the umbrella



Umbrella with side-sheets



## Accessories:



Inground sleeve no electrics



Inground sleeve for electrics Hinged



Deckplate



Security bolt



Connector for Side-sheets & Gutters



Portable base



Portable base with stabilisers



Portable base with wheels



Granite base for model Filius



Removable operating handle

There are Fabric choices and many colours to choose from.  
Our Giant Umbrellas can be linked together by way of guttering

# Outdoor Furniture



**Factor Table Base**-60cm pole  
for tops up to 80cm



**Roma Base**  
And Bar Base  
Suitable for tops up to  
80cm round or square  
With adjustable feet


**Roma Base**  
Suitable for tops up to  
120 x 80cm



**Trento F4 Base**  
Suitable for tops up to  
80cm dia.



**Trento F2**



**Inox Tops**  
Round 60,70,80cm Ø, Square 60,70,80cm  
Rectangular 120 x 80cm



**Non-Wood Black or Grey Top**  
70 x 70cm, 80 x 80cm  
120cm x 80cm  
70 cm & 80cm Ø



**Mezza wicker regular base**  
round or square  
Suitable for tops up to 80cm



**Ibiza 2**  
Other colours available



**Ibiza Base**  
Suitable for tops up to  
80cm dia.



**Largo table**  
Including Glass top



**Tivoli table base**  
Black cast Aluminium, for round, square or  
rectangular table tops, available in: -3 leg,  
4 leg & 4 leg XL, 2 leg, 4 leg bar table



**Forza foldable table**  
Aluminum foldable table base  
available in 80 x 80 cm  
Colours: black, red, orange  
• other colours on request

**Werzalit Tops**  
(many other design options)  
Round 70, 80cm Ø, Square 70, 80cm Ø  
Rectangular 110 x 70cm, 120 x 80cm



**Watercube Lounge & Dining set**



**Santos Lounge set**  
Including Cushions  
Royal grey wicker



**Barcelona Lounge set**  
Including Cushions  
Black flat weave



**WE HAVE MANY OTHER STYLES OF LOUNGE AND DINING SETS AVAILABLE**



# Outdoor Furniture



**Benchset Mezza**



**WE HAVE MANY OTHER CHAIR STYLES AVAILABLE  
FOR YOUR PATIO**



# Cantilever Umbrellas



Cantilever umbrellas come in various shapes and sizes, much like a centre pole umbrella. The main difference with these umbrellas is the fact that the umbrella allows a clear space underneath the membrane thus allowing more floor space

We have a wide selection of various fabrics and colours for our Cantilever umbrellas



As with all our commercial umbrellas these umbrellas can be secured by way of inground sleeves or portable bases





# Massimo Shade System




This new shading system is very versatile.  
It can be a single unit or a multiple system when linked together.

There are a range of fabrics and colours to choose from. The system can be free standing or secure by way of inground sleeves



This is a beautiful **Commercial** and **Domestic** product



There are 10 sizes available to choose from.

Lighting can be incorporated, and it is possible to also add heating.





# Terrace Screens



Aluminium end caps secured with screws to prevent loss and safely retain glass panels.

For maximum strength all joints are metal to metal secured with 2 screws.

Frames & panels are available in 7 standard colours, glass available in clear or a choice of 4 coloured tints




All glass panels are 6mm toughened & ground on all edges.

Lower panels are available in glass or 1.5mm zinc coated & powder –coated steel. For superior corrosion resistance all tube ends are powder –coated.


Internally reinforced aluminium extrusion with 2mm (max) wall thickness to ensure a strong & rigid frame. Foot assemblies are hot-dip galvanised for superior corrosion resistance

STYLE 'A'  
STYLE "A"




102.5 150 200

STYLE 'B'  
STYLE "B"



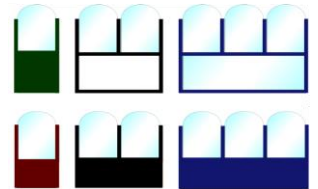
100 150 190

STYLE 'C'  
STYLE "C"



100 150 190

STYLE 'D'





# Commercial Awnings



## **APPROACH AWNINGS - made to measure**





# Café Barriers



**New**  
**In-ground fixings**  
**with removable posts**  
**MARINE GRADE STAINLESS STEEL**



Black powder coated  
 Posts **12.5Kg** in weight



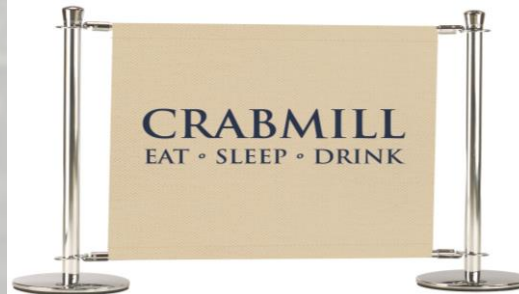
Premium quality  
 Posts **18Kg** in weight



Budget Posts  
**10.5Kg** in weight



Stainless Steel posts  
**13Kg** in weight



Half mesh banners  
 for very windy locations



**Digital or Screen Printed designs and Logos can be incorporated**



# Electric Patio Heaters

## Introducing quartz technology

Electric quartz heating is a unique concept which perfectly suits a variety of outdoor heating requirements providing instant and directional radiant heat with a sun-like warming effect



- Powerful **1.5Kw** output
- Economical running cost
- Black or White finish 2m cable included
- Approximately 5000 hours lamp life



Suitable for use with Giant Umbrellas

Also available in **2Kw** version

BLACK ONLY with Gold elements

## Rio



- Available in **1.5Kw** and **2Kw** power options
- IP Weatherproof Element
- Spectral quality smooth parabolic aluminium reflector
- Side reflectors for added heat output
- Incorporates die cast heat sinks for increased heat output
- Safety guards fitted as standard
- Suitable for use with Giant Umbrellas (1.5kW)



## Sorrento

IP55 weatherproof rated for outdoor use available using Philips "Gold" elements



Now available with Ceramic elements

## HAVANA Heaters

IP55 rated for outdoor use

Wall & Umbrella brackets included



Now in **3Kw** and **4.5Kw** options  
Gold elements Black only



## Riviera

Available in  
4.5 or 6.0Kw  
options



# The "Samson" Giant Umbrella

**THIS UMBRELLA CAN WITHSTAND WIND SPEEDS IN EXCESS OF 85 KMP - OPEN!!**



Before





After

These pictures show the new **4m x 4m Samson Giant Umbrella** as its side arms and corner arms are being "load tested" somewhat informally. The "load" is one of the factory's employees, hanging on with his full weight of 85 kilogram (almost 190 lb.)



For our **5 m x 5m Samson Giant Umbrella**, we have increased the load to two employees. That's about 170 kilograms or (almost 375 lb.)

## Z Multipole System



**Uno**  
1 Shade  
ø 350/8



**Duo**  
2 Shades  
ø 350/8



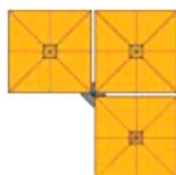
**Uno**  
1 Shade  
250 x 250/8  
300 x 300/8



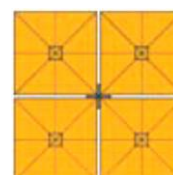
**Duo**  
2 Shades  
250 x 250/8  
300 x 300/8



**Trio**  
3 Shade  
250 x 250/8  
300 x 300/8



**Quattro**  
4 Schirme  
250 x 250/8  
300 x 300/8



The Umbrella **Z Multipole** is perfect for use in the Catering and private sectors. The roofs can be individually opened for maximum flexibility. The roof sections can be zipped if combined with rain gutters.



# Gas Patio Heaters

This Range of Heaters are

**BRITISH MADE**

With a 3 year guarantee  
Subject to annual service



Slimline heater



Classic heater



Wall / ceiling mounted

**Instant sunshine at your command**

There are many Fiesta heaters in the range including portable models suitable for use with bottled gas. All fixed heaters including wall mounted models can be fuelled by mains gas or LPG.



Available in Stainless Steel or Powder Coated

Incorporating spark ignition and thermo electric flame safeguard systems and **Tip-Over protection**, the heat is varied by a single control knob located at a high level, out of harms reach. Infra-red heat rays pass through the air without heating it. The rays only become 'sensible' heat when they fall on surrounding surfaces and people. This generates a warming effect, similar to that created by the sun, both directly from the heater and also by re-radiation from the warmed surroundings.



The  
**NEW**  
**Pyramid Heater** is  
elegant and  
modern in style



## Performance features for the GIANT PATIO HEATER

- **Massive** 15kW heat Output (52,000 BTU)
- Toughened 'Pyrex' style quartz glass heating tube
- Infrared heat distribution head to maximise heat output and reduce wasted energy.
- Complete with wheels and winter cover
- Includes hose and clip on easy release gas regulator
- Heat span of 24 square metres
- Uses Propane LPG gas
- Dimensions W x H - 2062 x 284 (base) mm
- Weight - 31kg
- Colour - White or Black or Stainless Steel
- 13kg Patio Gas



# Alternative Umbrellas

## Budget Commercial & Domestic, Cantilever, Multi Arm, Wall Mounted and New Innovations

Perfect shade - that's the big-screen classics PALMA has been For over a decade. The continuous development and the fact it is 100% Made in Germany product makes this a particularly reliable partner in Sun protection. Changeable cover with wind vent and optional with or without a valance.

### Palma




#### SIZES AVAILABLE

**2.0m, 2.5m, 3m, 3.5m square**  
**3m, 3.5m, 4m, 4.3m diameter**  
**2.2m x 2.8m rectangular**

#### Accessories available for Palma



Reflex Umbrella showing NEW Micro Mesh material




### Reflex

Frame available in White, Graphite or Polished Aluminium



#### SIZES AVAILABLE

**2.0m, 3.0m square**  
**3.5m, diameter**





Frame: Aluminium silver powder coated. The deflection of the cable is inside the integrated crown and therefore maintenance free. All fasteners are screwed. Spare parts are available in case of damage.



## Nevada

SIZES AVAILABLE Ø350, Ø400  
200 x 200, 250 x 250, 300 x 300, 280 x 220



This umbrella is without valance and has a steep angled roof which is ideal for branding




## Ibiza

Ideal for restaurants, because the screen just hooked into the wall Bracket overnight and will protect against theft and bad weather  
Very easy to operate



## Wand

Size ø270/8



IBIZA is without a valance.  
There are many colours available  
for this small umbrella

SIZE AVAILABLE 180x180/4 27/30

Ideal for private use, since the operation of the gas spring to open and closing is Easy to operate. The arm is locked at 45 degrees so you can raise the umbrella if required

## Lubeck Trendline

Lubeck Trendline umbrellas are without valance and uses **contrasting colours** on the outside seam adding a very attractive finish. The cover is made of polyacryl and therefore has particularly high light and UV-protective values. Quality "Made in Germany".



Size ø 250/10

# Manhattan

SIZES AVAILABLE  
**5.0m dia.**  
**4m x 4m square**

Accessories for Manhattan



Lever open/close

High quality Aluminium umbrella with super fast opening system. Easy opening and closing with, low maintenance mechanics and a waterproof cover. This "made in Germany" product gives you security for the future. Parts and umbrella cover are exchangeable.

## Dacapo



By use of a ball joint, the canopy can tilt to any angle and then lock down. The height of this cantilever parasol is quick and easy to adjust by using a gas spring in the umbrella pole. Thus, your parasol can be adjusted and in no time at all the respective position of the shade can adapt and be used as a sunscreen.



## Mezzo



The practical canopy fixation of MEZZO allows you to open the shade in diagonal positions and stops the oscillation of the parasol in the wind. To operate, you use a comfortable ergonomic hand allowing easy opening and closing of the parasol.

MEZZO SIZES AVAILABLE  
Ø2.5m, Ø3.0m, Ø3.3m  
2.6x2.6m, 2.1x3.0m





## Monte Carlo



SIZES AVAILABLE  
Ø 350/8, 300x300/8

Opening and closing at the crank (removable) Smoother slide on the mast for adjusting the inclination, 7 positions against low sun, 360 ° swivel slightly above the foot pedal to operate

The solid construction gives the umbrella its stability and yet you will be surprised at the ease of use.

## SolVida



SIZES AVAILABLE

SolVida Push 2.1m/6 dia., 2.4m/8 dia., 2.7m/8 dia., 2.1m x 2.1m/4 (38/35)

SolVida Turn 2.7m/8 dia., 3.0m/8 dia., 3.3m/8 dia. (38/38)

SolVida Slide 3.0m/8 dia. (40/40)



The SOLVIDA **Slide** opens and closes with a novel slide, which is integrated into the mast. This makes the screen very compact and can operate with only one hand.

The SOLVIDA **Push** opens by hand, by moving the slider towards the top screen. Equally comfortable as it opens or closes.

The SOLVIDA **Turn** captivates through minimalist design coupled with solid technique and automatic crank handle. Without effort bends the screen through the last turn of the crank toward the sun.

Another highlight is the way the screen can rotate 360 °, finished in an elegant platinum grey.



Locarno: Elegant umbrella in the timeless Stripe design. The trick with the fold: With the last turns of the crank it will tilt the screen automatically

## Locarno

Size Ø 250/8

Locarno Solar Ø 250/6

**Locarno Solar:** With 26 built-in LED lights and Solar cell to charge the batteries centrally mounted on canopy.

26 Atmospheric LED lights on the slide and roof struts (switchable in two steps).





## Tanger

The **Wooden** frame umbrella TANGER is with the traditional cable system. In the rectangular sizes, it is ideal to be used on balconies.



Sizes available  
 ø 300/6 38, ø 350/8 48  
 200x150/6\* 38 240x180/6\* 38 64692



The pursuit of **BANGKOK TE** are teak and were combined with a modern stainless steel mast. Thanks be easy going with two cable pulleys this umbrella opens with little effort.

## Bangkok



Sizes available  
 300 x 300/8 48  
 300 x 400/8 48  
 ø 350/8 48



Large range of plain colours available

**BANGKOK** - convincing in the detail! What a dream! in the Style of classic wood shades - with plenty of high-quality finish. attention to detail. Solid hardwood frame, teak. the covering is made of Polyacryl and has a natural look.



Size ø 350/8 50

## Giant Umbrellas for Nurseries & Schools

There are over 80 sizes of Giant Umbrellas available with installation options, such as an inground sleeve, deck plate or portable stand.

Offering protection from harmful UV Sunlight rays, our umbrellas have become popular as a solution of having school lessons outdoors in the summer or winter months.

We have a large selection of fabric colours and all fabrics used are waterproof.

Umbrellas can be linked together by way of guttering and if required they can be enclosed with side sheeting.

More and more Nurseries, Schools and Colleges are becoming aware of the benefits of our Giant Umbrellas.





# Retractable Tape Barriers

## TENSATOR®



### 889 Advance

Clean and sleek design classic Queue barrier from Tensator




### QS-ECO



### QS-RS-A2

All-Way Multi Directional Head Queue barrier from Queue-safe





**Portsmouth Technopole  
Kingston Crescent  
Portsmouth  
Hampshire  
PO2 8FA**

**W: [www.queue-safe.co.uk](http://www.queue-safe.co.uk)  
E: [sales@queue-safe.co.uk](mailto:sales@queue-safe.co.uk)  
Tel: +44(0)1243 671423  
Fax: +44(0)1243 671423  
Mob: +44(0)7884405879**



**SHOW** 14-15 MAY 2014  
OLYMPIA LONDON



**We accept payment by BACS, CHAPS,  
Credit / Debit Card & Cheque.**

